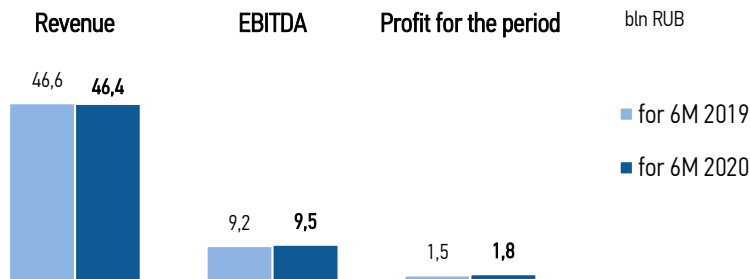
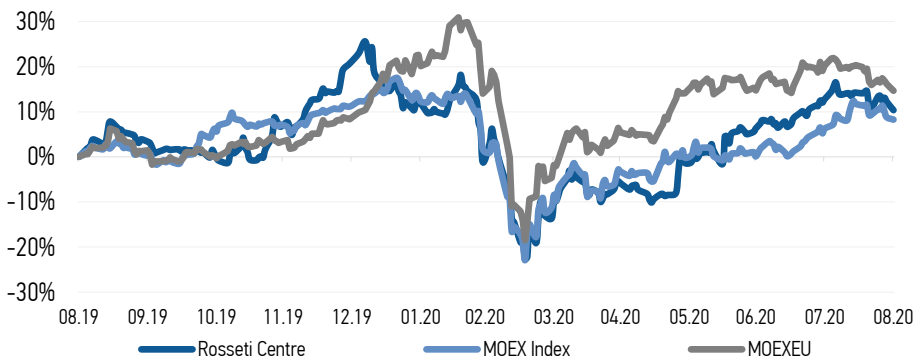


The core business of IDGC of Centre is electric energy transmission, grid connection of new customers and value-added services. The Company controls 89,6% of the electric energy transmission market and 88,3% of the grid connection market in 11 regions of the Central Federal District with the population over 13 million people. IDGC of Centre is one of the leaders among eleven public distribution grid companies in terms of production assets.

## KEY INDICATORS CHANGES UNDER IFRS FOR 6M 2020



## CHANGES IN KEY INDICES AND COMPANY'S STOCKS



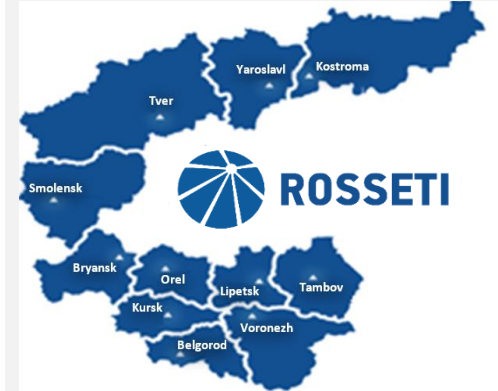
## COMPANY'S INVESTMENT HIGHLIGHTS

- ✓ Activities in key regions of Central Russia with a steady demand for services
- ✓ Leader by the number of electric grid assets
- ✓ Dividend policy aimed at regular payments, and positive dividend history
- ✓ Corporate governance rating NCGR 7+
- ✓ Free-float<sup>3</sup> – 34%
- ✓ High disclosure

## RATINGS

Agency	Scale	Rating	Outlook
S&P	international, long-term	BB+	Stable
S&P	international, short-term	B	–
Expert RA	national, long-term	ruAA	Stable

In 2017, IDGC of Centre was transferred the functions of the sole executive body of IDGC of Centre and Volga Region - the main provider of electricity transmission services and connection to the power grid in 9 subjects of the Central and Volga Federal Districts.



Industry	Electric Utilities
Number of branches	11
Employees (30.06.2020)	29 308
Shareholders (05.05.2020)	25 964
CEO	Igor Makovskiy

## Securities

Ticker (main)	MOEX: MRKC Bloomberg: MRKC RM Reuters: MRKC.MM
Indices	MOEXEU MOEXBMI MOEX RCI
Listing	Second Tier (MOEX)
Quantity of shares, pc	42 217 941 468
Share price (31.08.2020)	0,2898 RUB
Cap <sup>1</sup> , bln RUB.	12,23
Cap <sup>1</sup> , mln USD	174,90
Free-float <sup>2</sup> , %	34

[1] - at closing price as at 31.08.2020

[2] - according to the calculation method of Moscow Exchange

Indicators (IFRS), bln RUB	6M 2019	6M 2020
Revenue	46,6	46,4
EBITDA	9,2	9,5
Profit for the period	1,5	1,8
Assets	109,2	120,3
CAPEX <sup>3</sup>	4,6	4,7
Amount of electricity transmitted <sup>4</sup> , bln kWh	23,3	23,1
Electricity losses <sup>4</sup> , %	10,54	10,43

[3] - purchase of fixed assets and intangible assets according to Cashflow Statement

[4] - taking into account the functions of the supplier of last resort and TGES

## IDGC of Centre, PJSC

IR Division  
119017, Moscow, Malaya Ordynka St., 15  
Tel.: (+7) 495 747 92 92, ext. 33-34  
Fax: (+7) 495 747 92 95  
E-mail: [ir@mnsk-1.ru](mailto:ir@mnsk-1.ru)  
<https://www.mnsk-1.ru/en/investors/>



[IR-presentations](#) [Investor tool](#) [Annual reports](#)  
[RAS statements](#) [IFRS statements](#)