

Research Note Analysis of the results of common share tenders of DGC affiliated companies in I quarter 2008

Open Joint-Stock Company “IDGC of Centre”



Security market of regional DGC subject to inclusion in JSC “IDGC of Centre” in quarter 1, 2008

Moscow, April 2008

Essential events of branch in the first quarter 2008

1. The Board of Directors of RAO UES of Russia has approved establishment of the uniform interregional distribution grid company on the territory of Moscow and the Moscow Region on the basis of MUGC (Moscow United Grid Company) by joining to it of MCGC (Moscow City Grid Company). Also the Board of Directors of the power holding approved the volume of additional share issue of MUGC in the amount of 20 461 450 000 ordinary shares into which MCGC's shares will be converted. Into one additional share MUGC 1966/1424 ordinary shares of MCGC with a par value of 0.2 roubles are converted. Share of RAO (50.9 percent) and other large shareholders in the authorised capital of the uniform interregional distribution grid company will not change due to similarity of structures of MUGC and MCGC's joint-stock capitals as a result of reorganisation of the companies. It is planned that Extraordinary Meetings of Shareholders of both companies concerning reorganisation will pass in the second half of April, and the consolidation process will be completed by July 1.

2. On April 1 consolidation of two interregional distribution network companies - IDGC of Northwest and IDGC of Volga was completed. The previous day, on March 31, four IDGC received the status of a uniform operational company: IDGC of Centre, Siberia, South and the North Caucasus. The distribution network companies included into their configuration were attached to them (DGCs). Earlier, on February 29, 2008, "pilot" IDGC of Centre and Volga Region completed the consolidation. Thus, to date seven of eleven IDGC have already been generated. Reorganisation of DGCs included into configuration of IDGC of Urals is planned on May 1, 2008. Shares of the attached companies are converted into additional ordinary shares of IDGC. Thus, all shareholders of the attached DGCs become shareholders of uniform operational company IDGC. Thus the company's controlling interest remains in the property of RAO UES of Russia. The appearance on stock exchanges of "pilot" IDGC of Centre and Volga Region will be performed at the beginning of April, 2008. The process of appearance of other six generated IDGC on the MICEX and RTS's stock exchanges is expected to be completed in May-June, 2008

3. The bill of access of foreign investors in strategic branches continues to vary. To the second reading natural monopolies in the sphere of transfer of thermal and electric energy can be excluded from it. At present the law on access of foreign investors to strategic branches orders to coordinate with the authorities purchase of 25-50 % of shares of the company from strategic branch and 5-10 % of shares of the companies that develop main resources. This law is still valid for the Federal Grid Company (FGC) and all interregional distribution networks. Appearance of foreign investors in the network economy will positively affect it, but under the law on electric power industry till 2011 the state will keep the control in distribution networks.

Securities market in quarter I 2008

The tenders in the Russian share market at the beginning of 2008, as well as the last months of 2007, were conducted regarding the situation in the world markets which, in its turn, entirely depended on statistics and indicators showing the condition of the American economy. Thus the accent in the expectations of participants of the market was displaced from the forecasts of the amount of change of the base discount rate of the US Federal Reserve System on the estimation of the degree of affinity to recession of the world's leading economy.

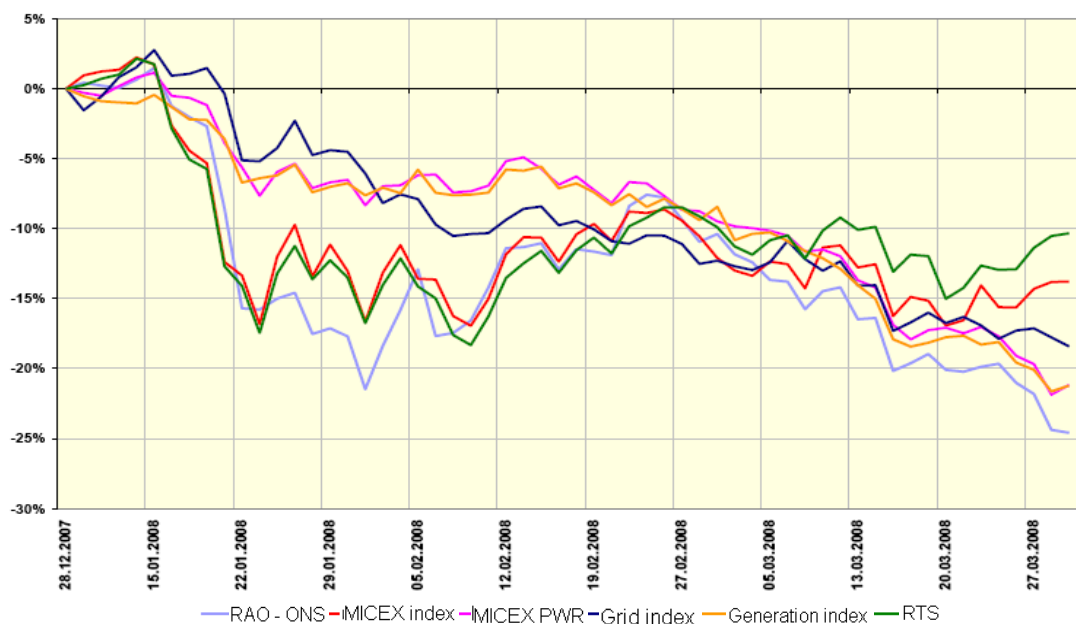
At the beginning of January, shares of the Russian companies successfully resisted the outside negative influence, however, a week later this led to mass sales on all spectrum of securities, and that's why MICEX index was losing some percents each day.

The beginning of this falling was necessary on January 16 when there were data on inflation and bookmarks of new houses in the USA for December that appeared much worse than the forecasts. To stop the panic on share platforms, the US FRS had to take operative measures and on

January 22 it declared the extraordinary decrease in the rate by 75 percent to 3.5 %; one week later, at the next meeting of FRS, the rate was additionally decreased by 50 percent. But it gave only a short-term support to the world markets since the accompanying news background characterizing the condition of the American economy was extremely negative - in the USA unemployment and inflation growth, reduction of consumer expenses and building of new houses, sharp decrease in growth of gross national product was observed.

Pessimism on the market grew worse because of the published reporting on the number of the companies of financial and industrial sectors which not only showed reduction of profit following the results of the fourth quarter 2007, but also gave a basis for unfavourable forecasts under the incomes in 2008.

_Dynamics of cost of RAO UES's ONS and indices of MICEX, PWR, RTS, DGC, and Generation in quarter I, 2008



Source: MICEX, RTS

In February-March the situation in the world markets remained unstable, however the statistics data was not any more so depressing, as last month: retails grew a little, the situation of unemployment improved. Doubtless support to the domestic share market was rendered by the record prices for oil and metals which shot up against a cheap dollar and rearrangement of means of investors from shares into primary products.

Having reached the local bottom in the first decade of February around 1550 points on MICEX and 1860 points on RTS, the Russian share market started to go upwards. The correction did not turn into a growing trend, and both indices are within a wide range, accurately following the dynamics of world platforms. Attempt to go beyond the channel was undertaken in the third decade of February, but it did not end successfully.

As a whole, by the results of quarter 1, 2008, MICEX index has fallen to 14 %, and RTS at the expense of rouble strengthening has decreased by 10 %.

Securities of the companies of electric power industry by the results of the first quarter show worse results than the market - ordinary shares of RAO UES of Russia have decreased by 25 %, the generation index has lost 22 %, the index of the network companies lost 18 %. Additionally issued

shares, which include the majority of securities of the network companies, showed more reserved reaction to the market. However, positive news did not find strong reflection in their quotations.

Indices of generations (includes 19 shares of the generating companies), networks (32 shares of the network companies) are calculated on the basis of the technique of MICEX index.

The main indicators of the security market of the regional DGCs that are to be included in IDGC of Centre

At construction of the following table, data about the results of the tenders on three platforms were used: RTS NP, JSC RTS, MICEX.

"Quantity", «Volume, piece», and «Volume, RUR thousand» columns include the results of all market transactions made at three stock exchanges under the corresponding tool.

In «Last transactions» and «Last quotations» columns, the given closings of the tenders of 31.03.2008 on MICEX were used for all emitters, except for JSC Yarenergo, data on last transactions and quotations under which shares were considered by the results of the tenders on JSC RTS.

Security market characteristic of DGC included in IDGC of Centre by results of quarter 1, 2008

Name of the Company, type of shares	Characteristics of transactions				Prices of transactions		Last quotations, RUR.			
	Number	Volume, pieces	% of payment	Volume, RUR thousand	Last transaction, RUR	Change s for the quarter., %	Highest bid price	Change s for the quarter., %	Lowest ask price	Change s for the quarter., %
Belgorodenergo, ONS	64	930	0,10%	11 831	14000	0,01%	12 222,00	16,39%	13 999,00	0,00%
Belgorodenergo, PNS	31	579	0,23%	6 578	11900	7,10%	11 000,00	0,02%	11 900,00	5,65%
Bryanskenergo, ONS	41	11 700	0,12%	3 338	300	2,74%	290,00	0,00%	307,99	-12,00%
Bryanskenergo, PNS	29	12 400	0,39%	3 257	251	-5,46%	241,00	0,41%	295,00	5,36%
Voronezhenergo, ONS	84	146 827	0,26%	18 030	113,01	-5,83%	114,50	14,36%	117,80	-6,50%
Voronezhenergo, PNS	113	116 157	0,62%	11 772	107	-0,93%	104,02	-0,94%	107,50	-2,27%
Kostromaenergo, ONS	114	486 300	0,12%	2 378	4,77	-6,47%	4,81	-5,50%	5,00	-5,66%
Kostromaenergo, PNS	162	2 132 200	1,56%	9 624	4,36	-6,24%	4,37	-2,02%	4,77	-1,65%
Kurskenergo, ONS	335	13 860 845	1,21%	44 101	3,45	1,77%	3,15	-2,17%	3,45	1,77%
Kurskenergo, PNS	284	5 924 700	2,43%	17 111	3,28	7,54%	2,92	-2,99%	3,18	3,25%
Lipetskenergo, ONS	99	426 405	0,27%	11 965	28,5	1,75%	28,50	1,75%	28,98	-2,39%
Orelenergo, ONS	451	9 820 800	5,10%	94 858	8,84	-11,16%	8,35	-16,08%	8,68	-17,73%
Orelenergo, PNS	158	612 800	1,37%	4 514	7,86	8,26%	7,50	1,35%	7,97	-0,25%
Smolenskenergo, ONS	67	141 500	0,07%	2 076	15,64	18,75%	12,00	-9,37%	15,64	4,48%
Smolenskenergo, PNS	24	146 700	0,35%	1 969	12,85	-5,38%	12,85	0,39%	15,00	-11,76%
Tambovenergo, ONS	314	5 311 210	0,35%	6 220	1,099	-9,92%	1,06	-9,32%	1,13	-9,53%
Tambovenergo, PNS	154	1 459 800	0,67%	1 478	1	-17,76%	0,93	-9,21%	1,03	-3,65%
Tverenergo, ONS	220	1 223 700	0,35%	9 513	8	10,34%	7,02	0,23%	8,00	10,34%

Twerenergo, PNS	216	397 800	0,34%	2 215	5,01	-14,42%	5,03	-6,88%	5,34	-8,77%
Yarenergo, ONS	30	46 700	0,27%	11 501	258,3	2,79%	201,0 2	0,00%	258	18,35%
Yarenergo, PNS	63	72 800	1,62%	14 894	212,8	-1,16%	195,0 1	0,00%	213	7,04%

Source: MICEX, RTS

Market transactions practically under all considered securities in the first quarter of 2008 were made only on MICEX. JSC RTS is the main trading platform only for JSC Yarenergo securities.

The doubtless leader of the volume of the tenders are ordinary shares of JSC Orelenergo. For the last three months at stock exchanges there passed more than 5 % of securities from the number of the placed shares of the emitter, that, first of all, is connected with the presence at its share capital of the great number portfolio investors who appeared after drawing from the share capital of Evrohim's structures.

Company	Capitalization		ONS		PNS		free-float
	USD, m	Change the ter	spread	Change he quarter	spread	Change he quarter	
Belgorodenerg	661,53	5,89%	14,54	-18,77%	8,18%	5,76%	15%
Bryanskenerg	154,96	5,32%	6,20%	-14,49%	22,41	5,75%	14%
Voronezhener	355,21	-0,46%	2,88%	-22,96%	3,35%	-1,40%	7%
Kostromaener	108,65	-2,09%	3,95%	-0,18%	9,15%	0,41%	8%
Kurskenergo	201,58	7,26%	9,52%	4,24%	8,90%	6,57%	28%
Lipetskenergo	188,59	6,27%	1,68%	-4,32%			13%
Orelenergo	85,94	-12,71%	3,95%	-2,08%	6,27%	-1,70%	20%
Smolenskener	152,76	19,49%	30,33	17,26%	16,73	-16,08%	13%
Tambovenerg	80,63	-7,34%	6,50%	-0,25%	11,11	6,41%	16%
Twerenergo	142,53	11,54%	14,03	10,46%	6,06%	-2,19%	11%
Yarenergo	229,22	6,59%	28,35	19,90%	9,23%	7,18%	5%
Total/ on average	2361,60	3,61%	11,09	-1,02%	10,14	1,07%	13,6%

Source: MICEX, RTS

For the expired quarter, the prices of demand on the average decreased by 1,4 %, the offer prices decreased by 1,2 %. On the average the spread under ordinary shares decreased by 1,02 %, on preference shares increased by 1,07 %.

JSC Belgorodenergo

The main minority shareholders of the Company as at December 03, 2007 were: Citigroup - 11,99 % AC (10,47 % ONS), Deutsche UFG - 7,12 % AC (3,98 % ONS), Pictet and Cie, Banquiers - 5,92 % AC (5,69 % ONS). The free-float of the Company's ONS is 15 %.

The security market characteristic in the first quarter 2008 is presented in the table:

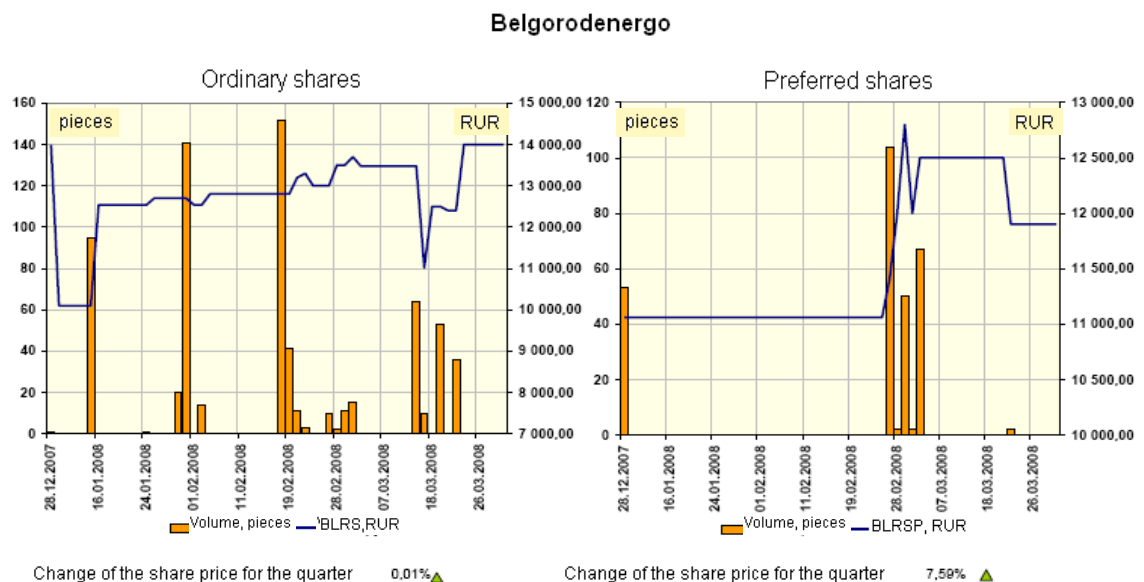

Share market of Belgorodenergo in the first quarter, 2008

Source: MICEX, RTS

Stock exchange	Transactions		Prices of transactions, RUR					Quotations for the day, RUR		Latest quotations, RUR	
	Number	Volume, pieces	Primary	Min.	Max.	Last	Average	Highest price	Lowest price	Highest price	Lowest price
Ordinary shares											
MICEX	56	680	10101,00	10101,00	14000,00	14000,00	12636,59	14000,00	11000,00	12222,00	13999,00
RTS, stock exchange market	-	-	-	-	-	-	-	12690	12217,65	-	-
RTS, stock exchange market	8	250	11500	11500	13700	13700	12951,76	13700	12400	-	-
Preferred shares											
MICEX	18	227	11200,00	11200,00	12800,00	11900,00	12062,44	14100,00	10700,00	11000,00	11900,00
RTS, stock exchange market	-	-	-	-	-	-	-	11750	10810	-	-
RTS, stock exchange market	13	352	10000	9400	11548	13700	10907,7	12000	10000	-	-

As compared to the last quarter, the preferred shares turnover increased more than 15 times, on ordinary - slightly decreased.

Dynamics and volume of trade under the shares of Belgorodenergo for quarter I, 2008

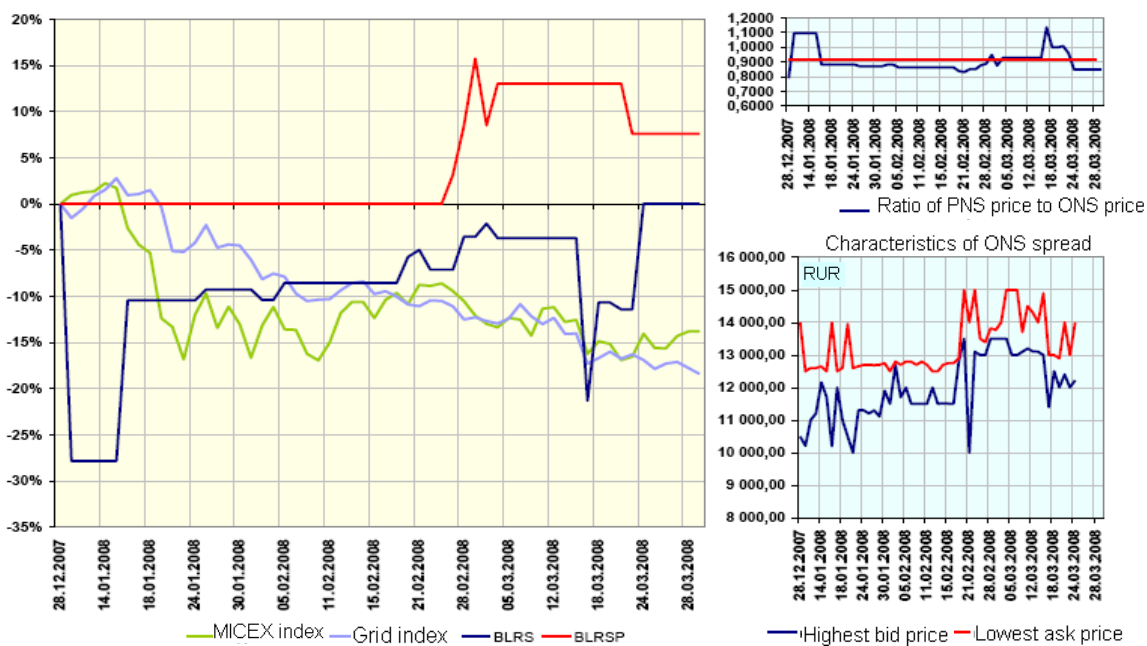


Source: MICEX

By results of the quarter, the price for the ordinary shares of Belgorodenergo practically did not change, PNS increased by more than 7,5 %. The spread of ordinary shares decreased more than by

18,7 %, but it continues to remain one of the greatest ones for the securities included in IDGC the Centre. For preferred shares the spread, on the contrary, increased by 8 %.

Indices and share cost dynamics of Belgorodenergo for quarter I, 2008



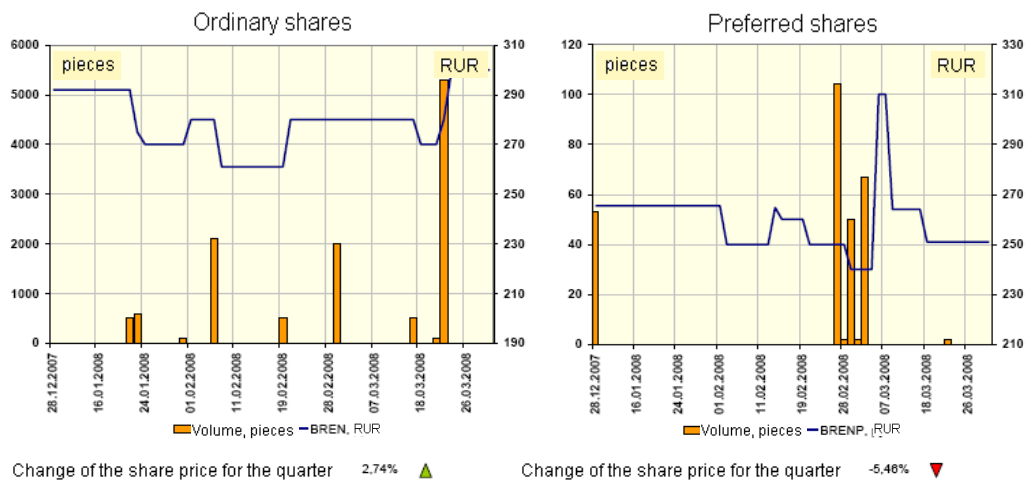
Source: MICEX, own calculations

In the following table the annual forecasts and recommendations of professional participants are presented:

stock exchange											
----------------	--	--	--	--	--	--	--	--	--	--	--

In the first quarter of 2008 only 41 transaction was made under the ordinary shares, and 29 transactions under the preferred shares. The turnover of securities decreased more than 5 times.

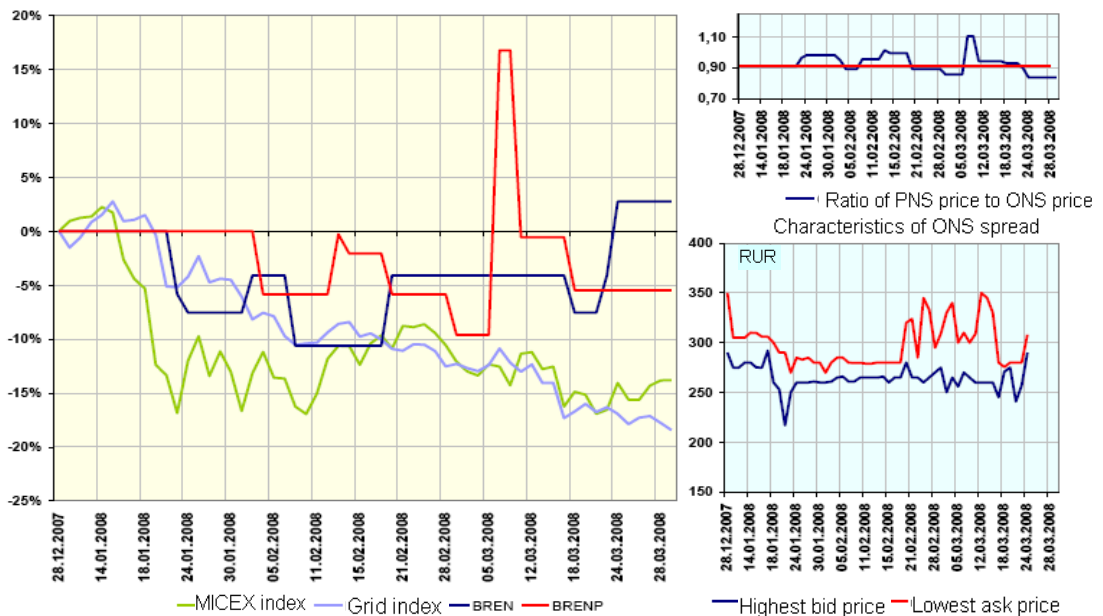
Dynamics and volume of trade under the shares of Bryanskenergo for quarter I, 2008



Source: MICEX

For the last three months the ordinary shares of Bryanskenergo rose in price by 2,74 %, and preferred shares lost in the price more than 5,46 %.

Indices and share cost dynamics of Bryanskenergo for quarter I, 2008



Source: MICEX, own calculations

Dynamics of the shares of Bryanskenergo as a whole was better than the index of DGCs and MICEX. The preferred shares spread is more than 20 %.

Professional participants' forecasts and recommendations concerning the shares of Bryanskenergo

Ordinary shares			
No	Company	Annual forecast	Date of updating
1	BrokerCreditService	19 \$ (446,5 RUR)	25.03.2008
2	Troika Dialog	11,2 \$ (280 RUR)	31.01.2007
3	Solid IFC	6,9 \$ (172,5 RUR)	08.05.2007
4	Aleamar IFC	9,2 \$ (230 RUR)	19.02.2007
5	OLMA IC	16,2 \$ (405 RUR)	25.05.2007
6	KIT Finance Investment Bank	8,7 \$ (217,5 RUR)	09.08.2007
	Consensus	12,4 \$ (291,9 RUR)	

Preferred shares			
No	Company	Annual forecast	Date of updating
1	BrokerCreditService	14,6 \$ (365 RUR)	21.02.2007
2	KIT Finance	7,5 \$ (187,5 RUR)	28.02.2007
3	OLMA IC	14,9 \$ (372,5 RUR)	25.05.2007
4	KIT Finance Investment Bank	7,48 \$ (187 RUR)	09.08.2007
	Consensus	11,12 \$ (278,25 RUR)	

Source: quote.ru, Olma IC

JSC Voronezhenergo

The main minority shareholders of the Company as at December 04, 2007 were: Prosperity Capital Management - 25,66 % AC (27,36 % ONS), Skandinaviska Enskilda Banken AB - 7,43 % AC (0 %). The free-float of the Company's ONS is 7 %.

The security market characteristic in the first quarter of 2008 is presented in the table.

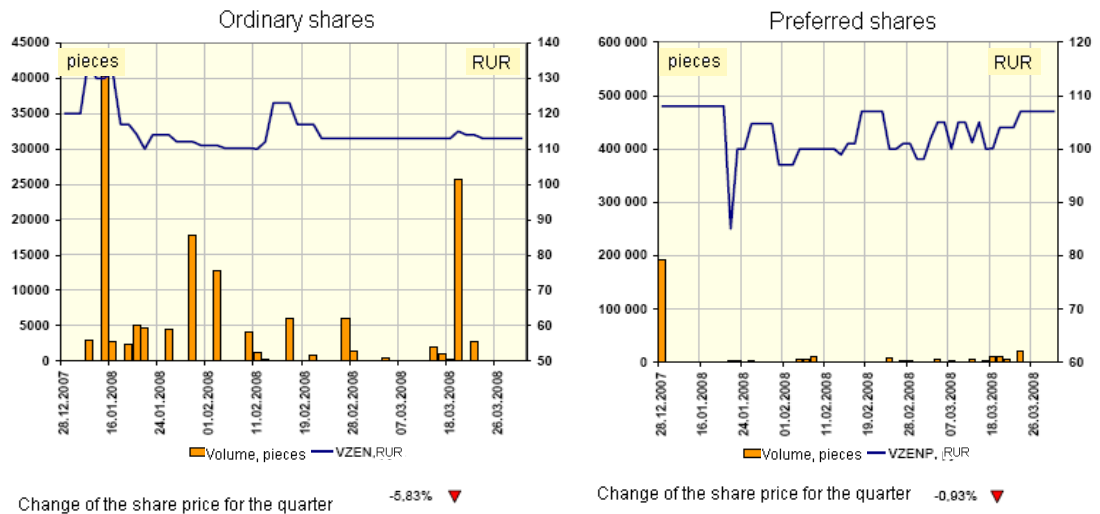

Share market of Voronezhenergo in the first quarter of 2008

Stock exchange	Transactions		Prices of transactions, RUR					Quotations for the period, RUR		Latest quotations, RUR	
	Numb	Volum	Primary	Min.	Max.		Average	Highest price	Lowest T ask	Highest bid price	Lowest Ask price
Ordinary shares											
MICEX	76	144	135,00	101,21	135,00	113,01	119,12	135,00	101,21	114,50	117,80
RTS, classic market	-	-	-	-	-	-	-	116,33	110,45	-	-
RTS, stock Exchange market	8	2127	114	105	114	105	373,45	114	110	-	-
Preferred shares											
MICEX	97	115	85,00	85,00	110,00	107,00	102,10	110,00	85,00	104,02	107,50
RTS, classic market	-	-	-	-	-	-	-	105,75	103,4	-	-
RTS, stock exchange market	16	857	103	95	104	104	0,34	104	97,6	-	-

Source: MICEX, RTS

Under the shares of JSC Voronezhenergo 76 market transactions for the sum of RUR 18 million were concluded on the organised platforms. The turnover of securities decreased more than 3,8 times, turnover of PNS decreased more than 28 times. In the whole, the company's shares have low liquidity.

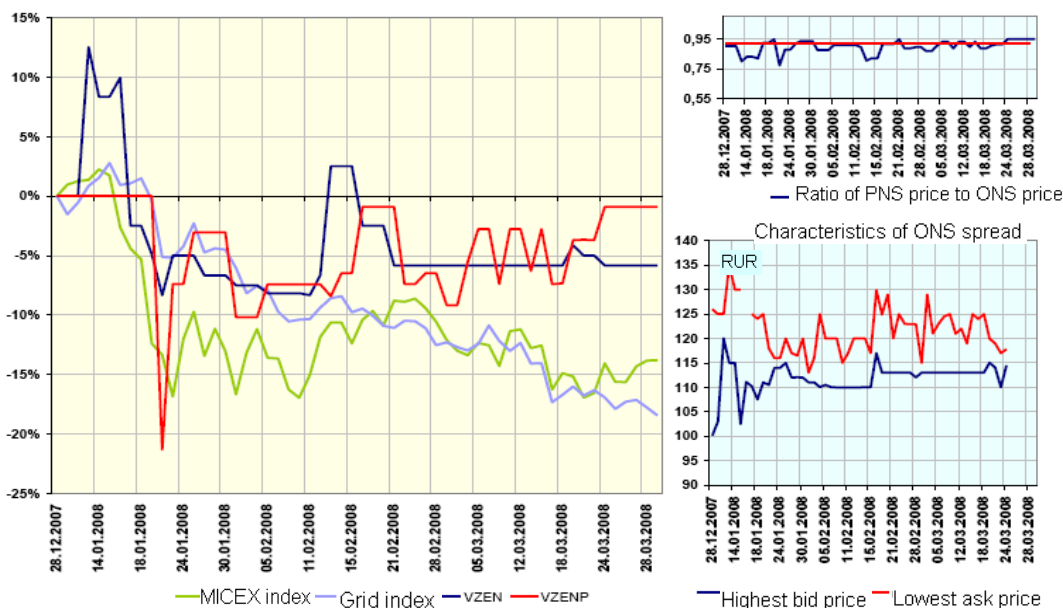
Dynamics and volume of trade under the shares of Voronezhenergo for quarter I, 2008



Source: MICEX

In the first quarter of 2008, ONS and PNS of Voronezhenergo decreased in the price after they had grown in the fourth quarter of the last year by 69 % and 80 %, accordingly. Thus in the first quarter of 2008, the spread of ordinary shares decreased more than by 22 %.

Indices and share cost dynamics of Voronezhenergo for quarter I, 2008



Source: MICEX, own calculations

In spite of the fact that ONS and PNS have a little lost in cost, throughout the whole quarter they showed better results than the market.

Forecasts and recommendations of professional participants under Society shares look as follows:

Professional participants' forecasts and recommendations concerning the shares of Voronezhenergo

Ordinary shares			
No	Company	Annual forecast	Date of updating
1	BrokerCreditService	7,61 \$ (178,8RUR)	12.03.2008
2	Troika Dialog	4,15 \$ (103,75 RUR)	31.01.2007
3	OLMA IC	5,24 \$ (131 RUR)	25.05.2007
	Consensus	5,8 \$ (137,8 RUR)	

Preferred shares			
No	Company	Annual forecast	Date of updating
1	BrokerCreditService	5,19 \$ (129,75 RUR)	21.02.2007
2	OLMA IC	4,80 \$ (120 RUR)	25.05.2007
	Consensus	5,00 \$ (125 RUR)	

Source: quote.ru, Olma IC

JSC Kostromaenergo

The main minority shareholders of the Company as at December 06, 2007 were: Energosoyuz Holdings Limited - 18,93 % AC (19,56 % ONS), Citigroup - 13,56 % AC (1,76 % ONS), Kazkommertsbank group - 4,34 % AC (5,76 % ONS).

The free-float of the Company's ONS is 8 %.

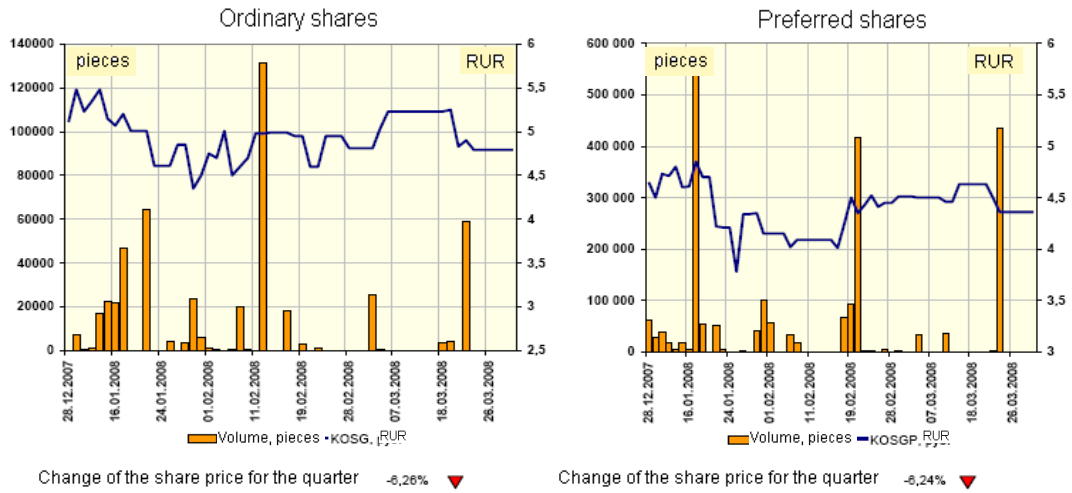
The security market characteristic in the first quarter of 2008 is presented in the table.
Share market of Kostromaenergo in the first quarter of 2008

Source: MICEX, RTS

Stock exchange	Transactions		Prices of transactions, RUR					Quotations for the period, RUR		Latest quotations, RUR	
	Numb	Volum	Primary	Min.	Max.	Last	Average	Highest bid price	Lowest ask price	Highest bid price	Lowest ask price
Ordinary shares											
MICEX	114	48630	5,48	4,35	5,48	4,77	4,89	5,48	4,00	4,81	5,00
RTS, classic market	-	-	-	-	-	-	-	4,70	5,22	-	-
RTS, stock exchange market	-	-	-	-	-	-	-	-	-	-	-
Preferred shares											
MICEX	162	21322	4,50	3,75	4,98	4,36	4,51	4,98	3,75	4,37	4,77
RTS, classic market	-	-	-	-	-	-	-	4,34	4,93	-	-
RTS, stock Exchange market	-	-	-	-	-	-	-	-	-	-	-

Under JSC Kostromaenergo's shares 114 market transactions for the sum of 2,4 million roubles for the ordinary shares and 162 transactions on 9,6 million roubles for preferred shares were concluded on the organised platforms; turns on ordinary securities decreased 5 times.

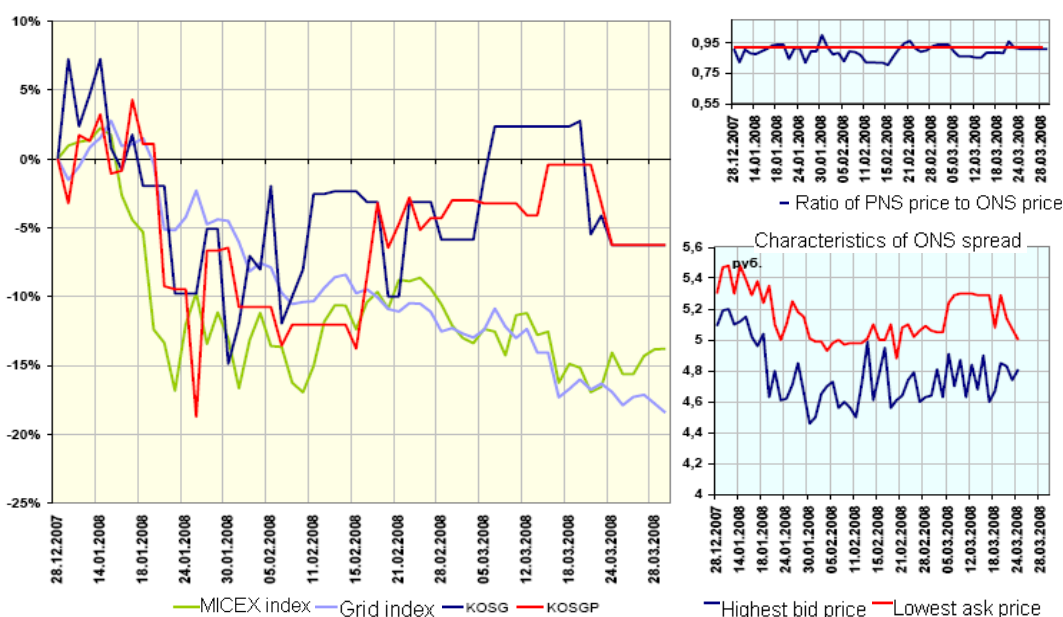
Dynamics and volume of trade under the shares of Kostromaenergo for quarter I, 2008



Source: MICEX

In the first half of the quarter, the shares of Kostromaenergo followed the dynamics of the market of MICEX and DGCs, in the second half they showed better results than the market. For the quarter the shares of Kostromaenergo lost the little more than 6 % whereas the indices of MICEX and DGCs decreased by 14 % and 18 % accordingly.

Indices and share cost dynamics of Kostromaenergo in quarter I, 2008



Source: MICEX, own calculations

The spread of the Company's securities hardly changed and equaled about 4 % for ONS and 9 % for PNS.

Professional participants' forecasts and recommendations concerning the shares of Kostromaenergo

Ordinary shares			
No	Company	Annual forecast	Date of updating
1	BrokerCreditService	0,33 \$ (7,75 RUR)	12.03.2008
2	KIT Finance	0,340 \$ (8,5 RUR)	28.02.2007
3	Troika Dialog	0,155 \$ (3,875 RUR)	31.01.2007
4	OLMA IC	0,366 \$ (9,15 RUR)	25.05.2007
	Consensus	0,311 \$ (7,32 RUR)	

Preferred shares			
No	Company	Annual forecast	Date of updating
1	BrokerCreditService	0,340 \$ (8,5 RUR)	21.02.2007
2	KIT Finance	0,220 \$ (5,17 RUR)	29.02.2008
3	OLMA IC	0,335 \$ (8,375 RUR)	25.05.2007
	Consensus	0,312 \$ (7,34 RUR)	

JSC Kurskenergo

The main minority shareholders of the Company as at December 04, 2007 were: Prosperity Capital Management - 18,07 % AC (12,97 % ONS), Citigroup - 2,87 % (1,70 % ONS). The free-float of ONS is 28 %.

The security market characteristic in the first quarter of 2008 is presented in the table.

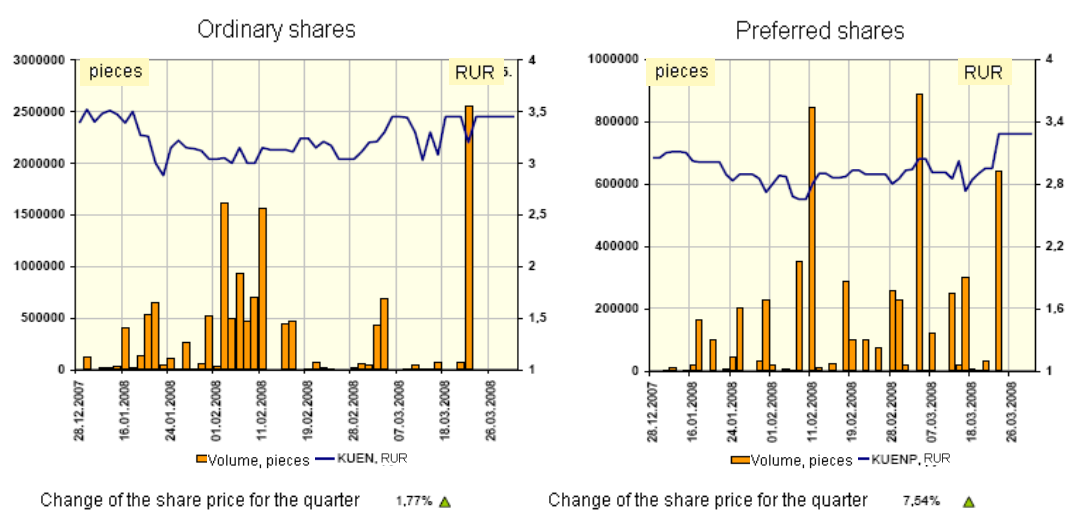
Share market of Kurskenergo in the first quarter of 2008

Stock exchange	Transactions		Prices of transactions, RUR					Quotations for the period, RUR		Latest quotations, RUR	
	Numb	Volume, pieces	Primary	Min.	Max.	Last	Average	Highest bid price	Lowest ask price	Highest bid price	Lowest ask price
Ordinary shares											
MICEX	331	1377180	3,39	2,88	3,52	3,45	3,18	3,65	2,88	3,15	3,45
RTS, classic market	-	-	-	-	-	-	-	3,17	3,51	-	-
RTS, stock exchange market	4	89045	3,3	3,02	3,3	3,11	3,15	3,3	3,066	-	-
Preferred shares											
MICEX	258	5396500	3,04	2,60	3,45	3,28	2,88	3,45	2,60	2,92	3,18
RTS, classic market	-	-	-	-	-	-	-	2,85	3,05	-	-
RTS, stock exchange market	26	528200	3	2,56	3,15	2,85	2,95	3	2,56	-	-

Source: MICEX, RTS

Quantity of ONS that passed through the organised platforms in the first quarter increased 1,5 times. Under the preferred shares the turnover hardly changed and equaled 2,43 % of the issue, in the fourth quarter of 2007 this indicator equaled 2,34 % of the issue.

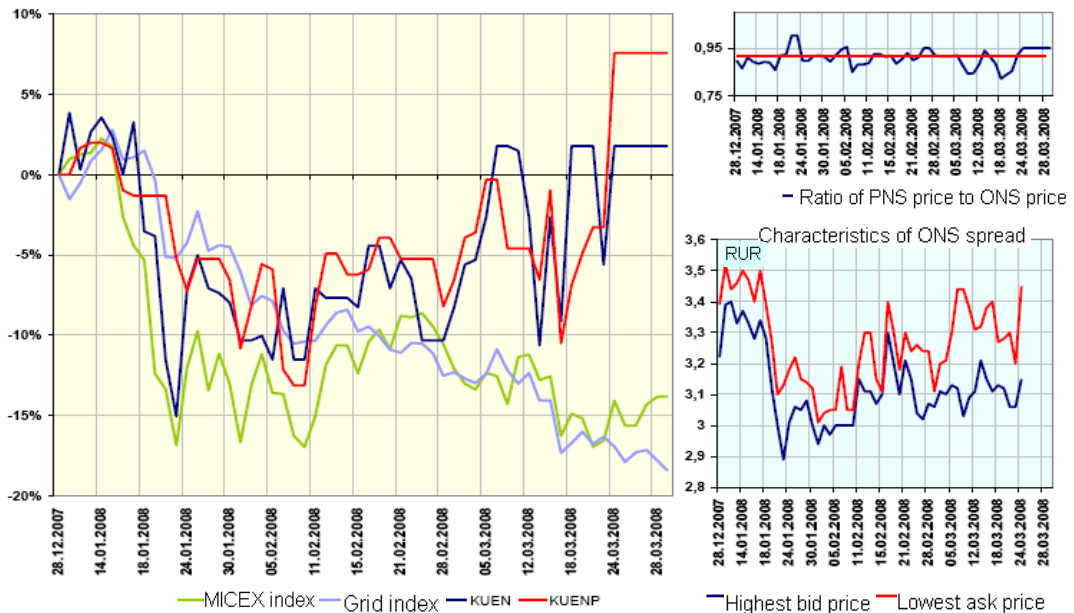
Dynamics and volume of trade under the shares of Kurskenergo in quarter I, 2008



Source: MICEX

Ordinary shares of Kurskenergo for the quarter increased in their price by 1,7 %, whereas the preferred shares price grew by 7,5 %.

Indices and share cost dynamics of Kurskenergo in quarter I, 2008



¹Source: MICEX, own calculations

In the first half of the quarter, the shares of Kurskenergo followed the general dynamics of MICEX and DGCs, in the second quarter they showed much better results. Spreads of securities grew by 4 % for ONS and 6,5 % for PNS.

Professional participants' forecasts and recommendations concerning the shares of Kurskenergo

Ordinary shares			
No	Company	Annual forecast	Date of updating
1	BrokerCreditService	0,220 \$ (5,17 RUR)	12.03.2008
2	Prospect IC	0,191 \$ (4,775 RUR)	06.02.2007
3	Troika Dialog	0,146 \$ (3,65 RUR)	31.01.2007
4	OLMA IC	0,199 \$ (4,975 RUR)	25.05.2007
5	KIT Finance Investment Bank	0,1 \$ (2,5 RUR)	09.08.2007
	Consensus	0,179 \$ (4,21 RUR)	

Preferred shares			
No	Company	Annual forecast	Date of updating
1	BrokerCreditService	0,230 \$ (5,75 RUR)	21.02.2007
2	OLMA IC	0,183 \$ (4,575 RUR)	25.05.2007
	Consensus	0,207 \$ (5,175 RUR)	

JSC Lipetskenergo

The main minority shareholders of the Company as at December 06, 2007 were: Novolipetsk Iron and Steel Works - 37,66 % of the authorised capital, Prosperity Capital Management - 2,34 %. The free-float of the Company's ONS is 13 %.

The security market characteristic in the first quarter of 2008 is presented in the table:

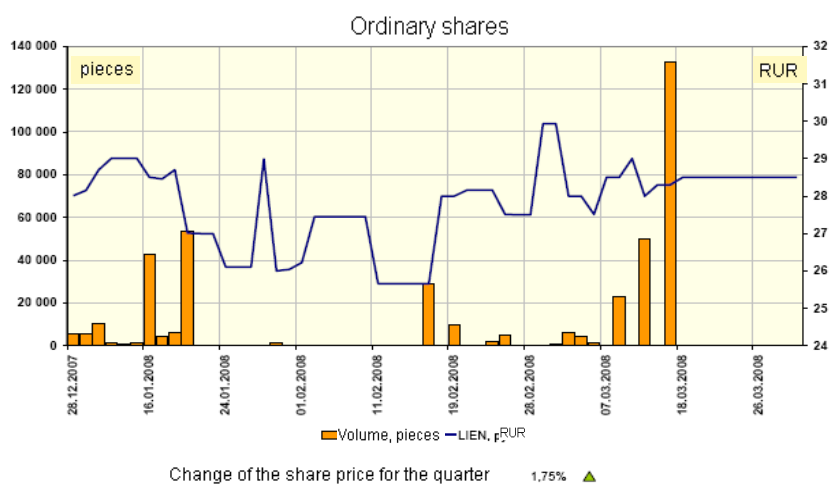

Share market of Lipetskenergo in the first quarter of 2008

Stock exchange	Transactions		Prices of transactions, RUR					Quotations for the period, RUR		Latest quotations, RUR	
	Numb	Volume, pieces	Primary	Min.	Max.	Last	Average	Highest bid price	Lowest ask price	Highest bid price	Lowest ask price
Ordinary shares											
MICEX	95	395 200	27,02	25,66	29,94	28,50	28,21	29,94	25,66	28,50	28,98
RTS, classic market	-	-	-	-	-	-	-	27,73	25,85	-	-
RTS, stock Exchange market	4	31205	26	26	27,5	27,5	26,19	27,5	26	-	-

Source: MICEX, RTS

The turnover of securities of Lipetskenergo decreased for the quarter almost 2 times. Ninety-nine transactions under the ordinary shares of JSC Lipetskenergo were concluded on the organised platforms. The main volume of transactions was performed on the MICEX platform.

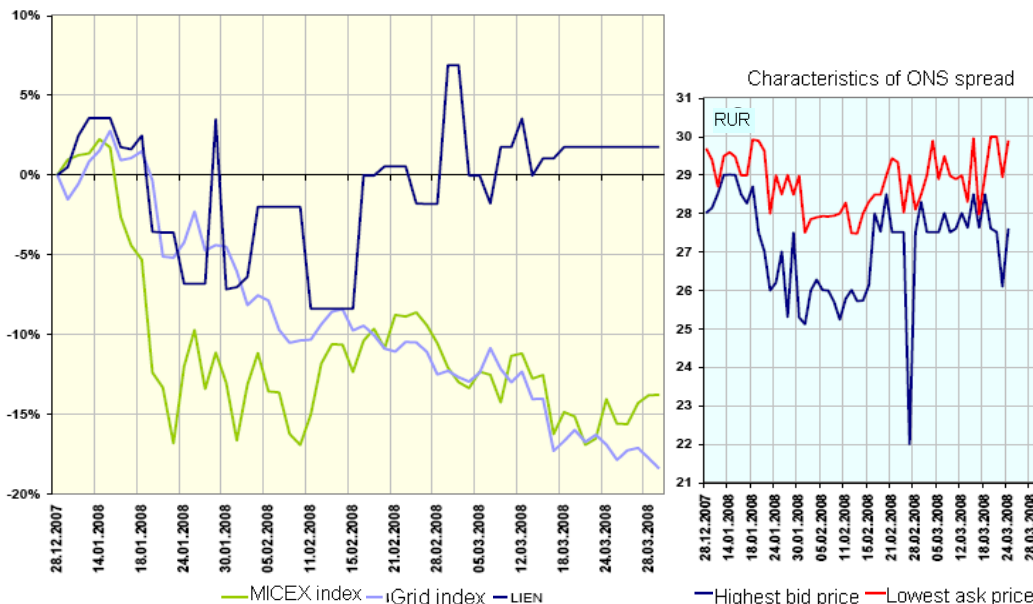
Dynamics and volume of trade under the shares of Lipetskenergo in quarter I, 2008



Source: MICEX

The shares of Lipetskenergo for the first quarter of 2008 increased in their price by 1,75 %. The spread of the shares decreased by 4,3 %; from all the securities, Lipetskenergo's shares of IDGC of Centre have the lowest spread and equal 1,68 % whereas the average spread of ONS is 11 %.

Indices and share cost dynamics of Lipetskenergo in quarter I, 2008



Source: MICEX, own calculations

The shares of Lipetskenergo in quarter ended showed better results than the indices of DGCs and MICEX. By results of the first three months, the shares of Lipetskenergo managed to increase in their price, whereas the indices of MICEX and DGCs decreased by 14 % and 18 % accordingly.

Professional participants' forecasts and recommendations concerning the shares of Lipetskenergo

Ordinary shares			
No	Company	Annual forecast	Date of updating
1	BrokerCreditService	1,68 \$ (42 RUR)	21.02.2007
2	Metropole IFC	1,00 \$ (25,00 RUR)	14.02.2007
3	OLMA IC	1,52 \$ (38 RUR)	25.05.2007
	Consensus	1,40 \$ (35 RUR)	

Source: quote.ru, Olma IC

JSC Orelenergo

The main minority shareholders of the Company as at December 03, 2007 were: Prosperity Capital Management - 14,50 % AC (2,24 % ONS), Deutsche UFG - 5,74 % AC (7,06 %), LUKOIL group - 4,69 % AC (5,76 %), Credit Suisse - 3,71 % AC (4,57 %).

The free-float of the Company's ONS is 20 %.

The security market characteristic in the first quarter of 2008 is presented in the table:

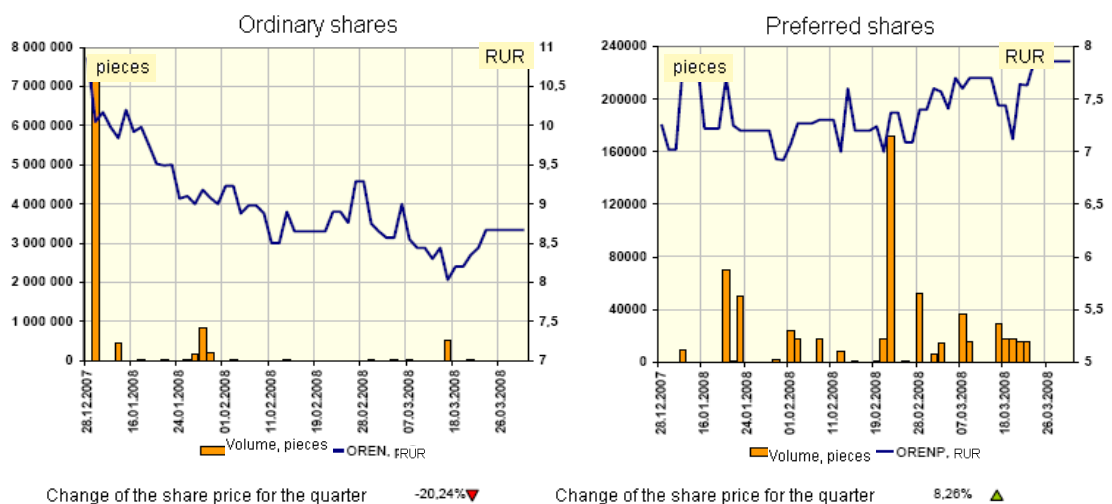

Share quotations of Orelenergo in the first quarter of 2008

Stock exchange	Transactions		Prices of transactions, RUR					Quotations for the period, RUR		Latest quotations, RUR	
	Numb	Volume, pieces	Primary	Min.	Max.	Last	Average	Highest bid price	Lowest ask price	Highest bid price	Lowest ask price
Ordinary shares											
MICEX	451	9820800	9,92	7,52	10,55	8,84	9,66	10,55	7,51	8,35	8,68
RTS, classic market	-	-	-	-	-	-	-	8,94	14,09	-	-
RTS, stock exchange market	-	-	-	-	-	-	-	-	-	-	-
Preferred shares											
MICEX	158	612800	7,02	6,49	7,97	7,86	7,37	7,97	6,49	7,50	7,97
RTS, classic market	-	-	-	-	-	-	-	7,52	7,75	-	-
RTS, stock exchange market	-	-	-	-	-	-	-	-	-	-	-

Source: MICEX, RTS

By the results of 2007, the shares of Orelenergo again were the most liquid ones of all companies included in IDGC of Centre. By results of the first quarter of 2008, 5,1 % of the issued ONS passed through the organised platforms; it is the highest value of all securities of IDGC of the Centre for which the average value of this indicator equaled 0,85 %.

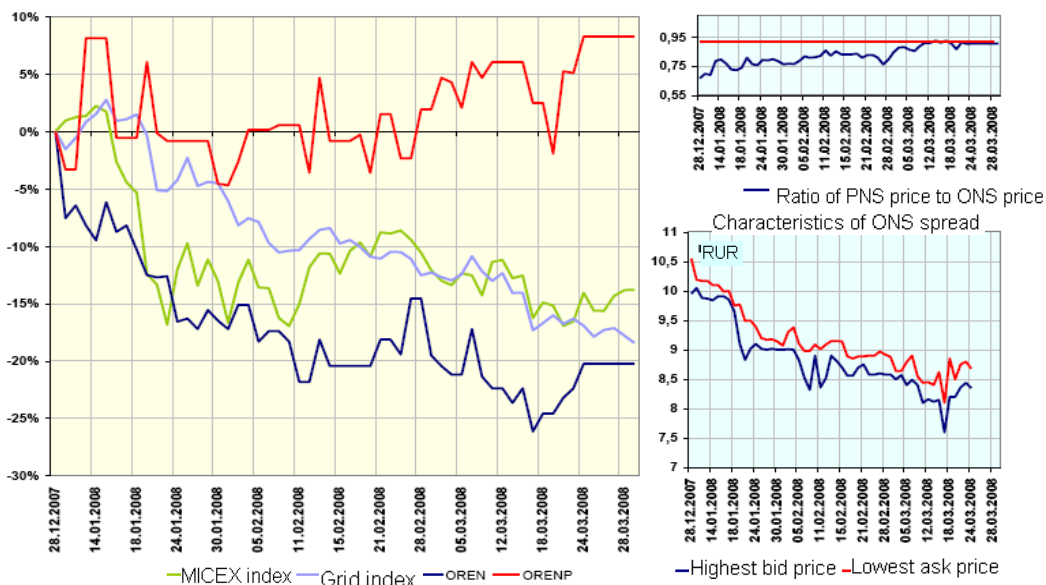
Dynamics and volume of trade under the shares of Orelenergo in quarter I, 2008



Source: MICEX

In the first quarter of 2008, the cost of ONS decreased by 20,2 %, the PNS cost grew by 8,26 %. The main turnover of ONS, about 74 % of the turnover for the quarter, passed in the second day of the tenders of the new year.

Indices and share cost dynamics of Orelenergo in quarter I, 2008



Source: MICEX, own calculations

The ONS cost in the first quarter showed worse results than the index of DGCs and MICEX; PNS all the quarter long showed better results than the market. The spread of ONS and PNS was reduced almost to 2 %.

Professional participants' forecasts and recommendations concerning the shares of Orelenergo

Ordinary shares				
No	Company	Annual forecast	Recommendatio	Date of updating
1	BrokerCreditService	0,55 \$ (12,925 RUR)	Purchase	12.03.2008
2	Troika Dialog	0,41 \$ (10,25 RUR)	Keep	31.01.2007
3	OLMA IC	0,76 \$ (19 RUR)	Purchase	25.05.2007
	Consensus	0,59 \$ (14,06 RUR)	Purchase	

Preferred shares				
No	Company	Annual forecast	Recommendatio	Date of updating
1	BrokerCreditService	0,65 \$ (16,25 RUR)	Purchase	21.02.2007
2	OLMA IC	0,69 \$ (17,25 RUR)	Purchase	25.05.2007
	Consensus	0,67 \$ (16,75 RUR)	Purchase	

Source: quote.ru, Olma IC

JSC Smolenskenergo

The main minority shareholders of the Company as at December 05, 2007 were: Prosperity Capital Management - 16,85 % AC (15,48 % of votes), Deutsche UFG - 10,75 % AC (11,51 %), Centrocredit joint-stock bank - 5,7 % AC (0 %).

The free-float of the Company's ONS is 13 %.

The security market characteristic in the first quarter of 2008 is presented in the table.

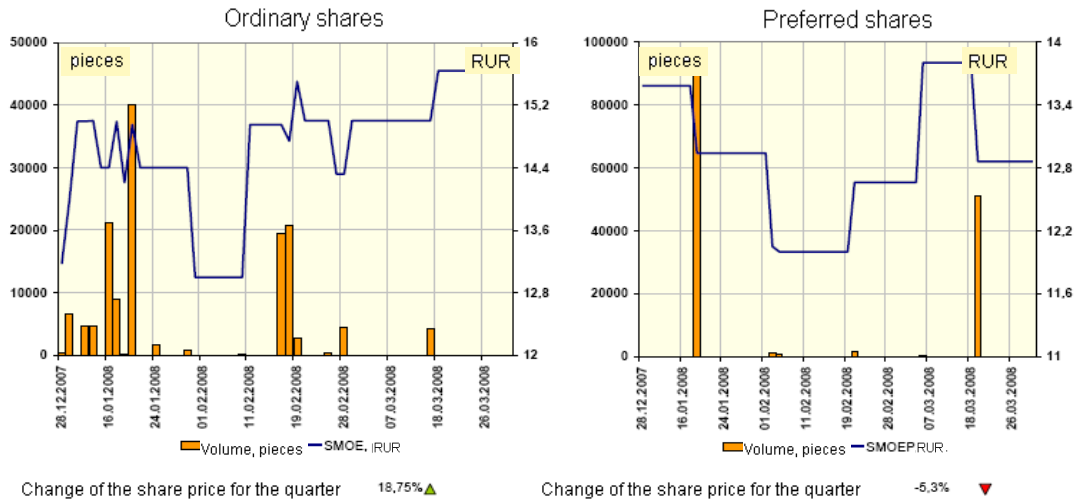
Share market of Smolenskenergo in the first quarter of 2008

Stock exchange	Transactions		Prices of transactions, RUR					Quotations for the period, RUR		Latest quotations, RUR	
	Numb	Volume, pieces	Primary	Min.	Max.	Last	Average	Highest bid price	Lowest ask price	Highest bid price	Lowest ask price
Ordinary shares											
MICEX	67	141500	14,00	13,00	16,00	15,64	14,67	16,00	13,00	12,00	15,64
RTS, classic market	-	-	-	-	-	-	-	14,34	14,1	-	-
RTS, stock exchange market	-	-	-	-	-	-	-	-	-	-	-
Preferred shares											
MICEX	24	146700	12,82	11,01	17,50	12,85	13,42	17,50	12,00	12,85	15,00
RTS, classic market	-	-	-	-	-	-	-	12,93	13,63	-	-
RTS, stock exchange market	-	-	-	-	-	-	-	-	-	-	-

Source: MICEX, RTS

Shares of the emitter have low liquidity. Sixty-seven market transactions for the sum of 2 million roubles under the ordinary shares of JSC Smolenskenergo and twenty-four transactions for the sum of 1,9 million roubles were concluded on the organised platforms. All transactions are performed on MICEX.

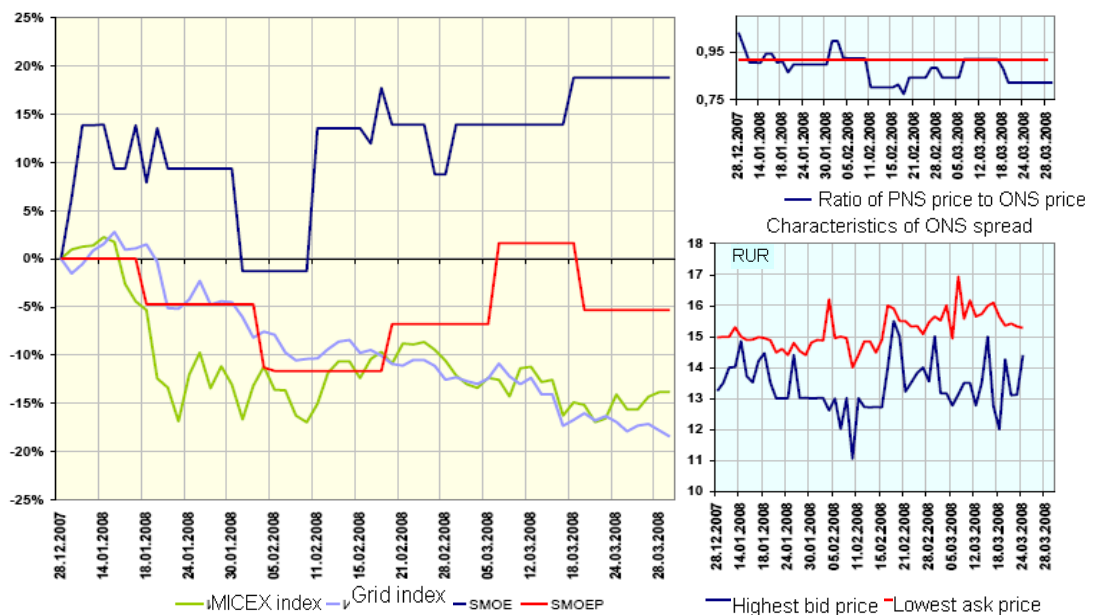
Dynamics and volume of trade under the shares of Smolenskenergo in quarter I, 2008



Source: MICEX

By the results of the first quarter, the ordinary shares increased by 18,75 %, the preferred shares of Smolenskenergo decreased in the price more than by 5 %.

Indices and share cost dynamics of Smolenskenergo in quarter I, 2008



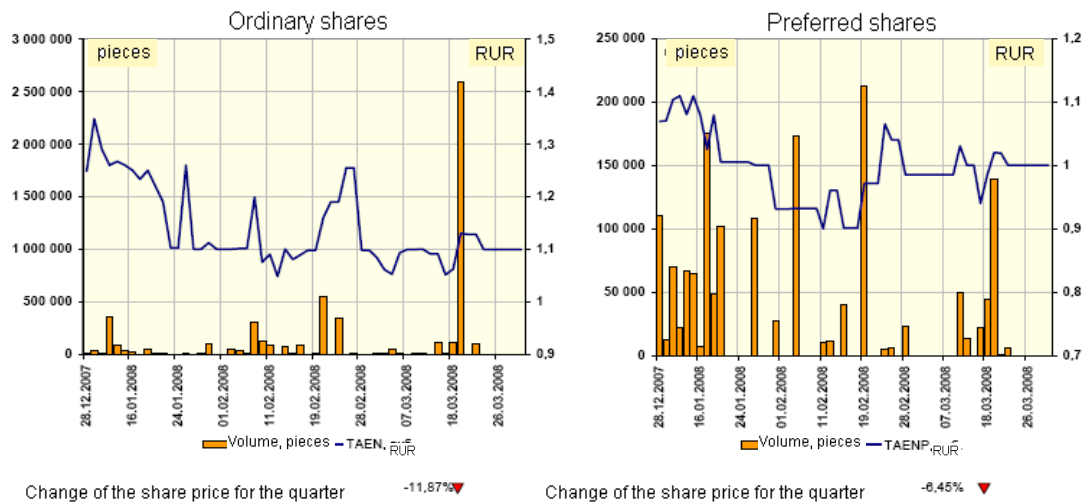

Source: MICEX, own calculations

market										
--------	--	--	--	--	--	--	--	--	--	--

Source: MICEX, RTS

Three hundred and fourteen market transactions for the sum of 6,2 million roubles for ordinary shares and one hundred and fifty-five transactions for the sum of 1,5 million roubles for the preferred shares were concluded on the organised platforms. All transactions (with one exception) passed on MICEX.

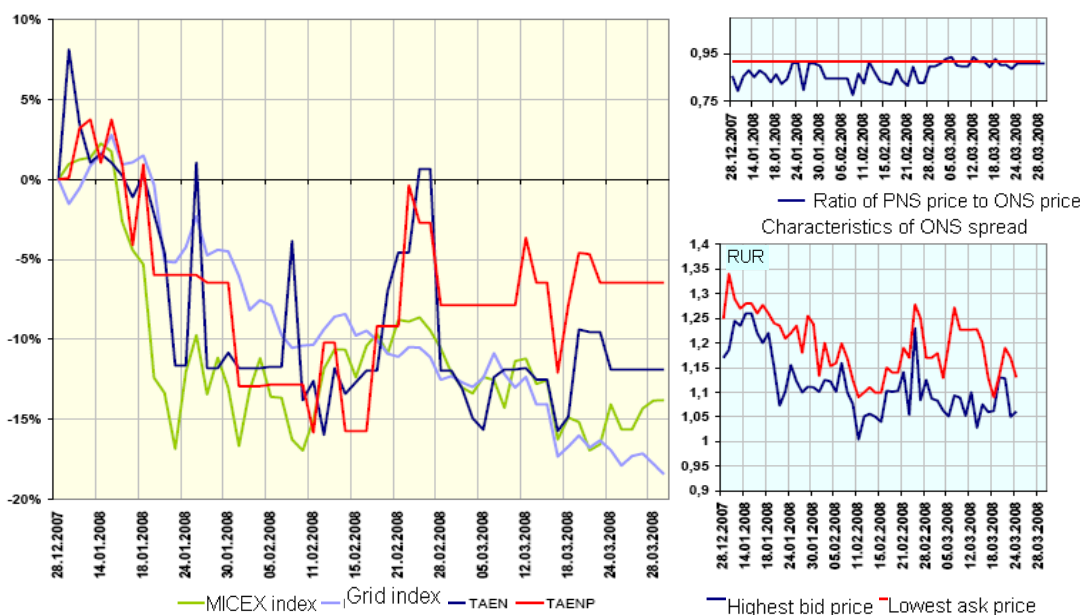
Dynamics and volume of trade under the shares of Tambovenergo in quarter I, 2008



Source: MICEX

The first quarter of 2008 for the shares of Tambovenergo was unsuccessful, ordinary shares decreased in price by 11,87 %, preferred shares - by 6,45 %.

Indices and share cost dynamics of Tambovenergo in quarter I, 2008



Source: MICEX, own calculations

Tambovenergo's shares in the first quarter mostly followed the dynamics of indices of DGCs and MICEX.

Professional participants' forecasts and recommendations concerning the shares of Tambovenergo

Ordinary shares			
No	Company	Annual forecast	Date of updating
1	Aleamar IFC	0,080 \$ (2 RUR)	19.02.2007
2	BrokerCreditService	0,08 \$ (1,88 RUR)	12.03.2008
3	Troika Dialog	0,078 \$ (1,95 RUR)	31.01.2007
4	OLMA IC	0,134 \$ (3,35 RUR)	25.05.2007
5	KIT Finance Investment Bank	0,047 \$ (1,10 RUR)	29.02.2008
	Consensus	0,087 \$ (2,05 RUR)	

Preferred shares			
No	Company	Annual forecast	Date of updating
1	OLMA IC	0,123 \$ (3,075 RUR)	25.05.2007
2	KIT Finance Investment Bank	0,043 \$ (1,01 RUR)	29.02.2008
	Consensus	0,086 \$ (2,04 RUR)	

JSC Twerenergo

The main minority shareholders of the Company as at December 05, 2007 were: Prosperity Capital Management - 26,47 % AC (17,29 % ONS), RBC Dexia IS - 4,55 % (6,07 %).

The free-float of the Company's ONS is 11 %.

The security market characteristic in the first quarter of 2008 is presented in the table:

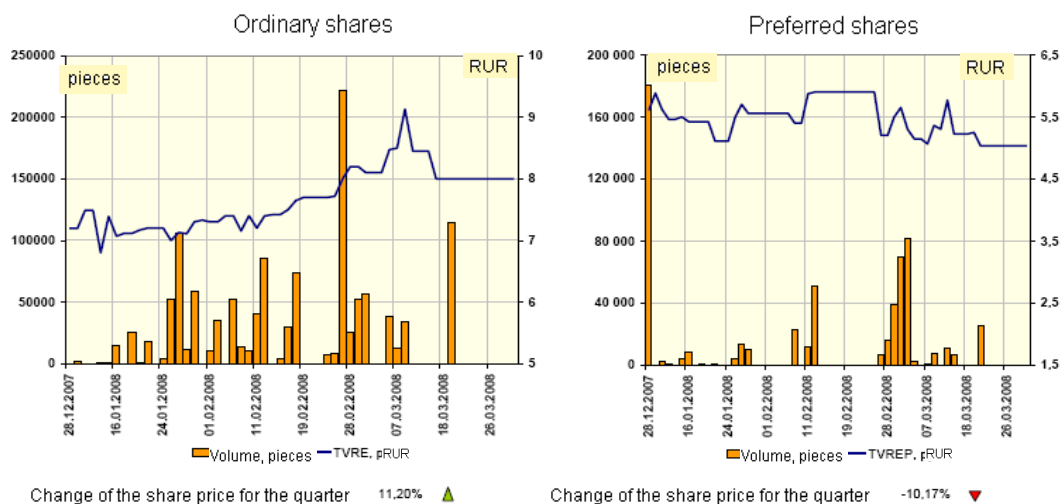

Share market of Twerenergo in the first quarter of 2008

Stock exchange	Transactions		Prices of transactions, RUR					Quotations for the period, RUR		Latest quotations RUR	
	Numb	Volume, pieces	Primary	Min.	Max.	Last	Average	Highest bid price	Lowest ask price	Highest bid price	Lowest ask price
Ordinary shares											
MICEX	220	1223700	6,80	6,71	9,99	8,00	7,77	9,99	6,71	7,02	8,00
RTS, classic market	-	-	-	-	-	-	-	8,93	7,05	-	-
RTS, stock Exchange market	-	-	-	-	-	-	-	-	-	-	-
Preferred shares											
MICEX	216	397800	6,55	5,00	6,80	5,01	5,57	6,55	5,00	5,03	5,34
RTS, classic market	-	-	-	-	-	-	-	4,71	5,87	-	-
RTS, stock exchange market	-	-	-	-	-	-	-	-	-	-	-

Source: MICEX, RTS

Two hundred and twenty market transactions for the sum of 9,5 million roubles for ordinary shares and two hundred and sixteen transactions for the sum of 2,2 million roubles for preferred shares were concluded on the organised platforms. The whole volume of the tenders is concentrated on MICEX. The turnover of shares decreased more than 2 times.

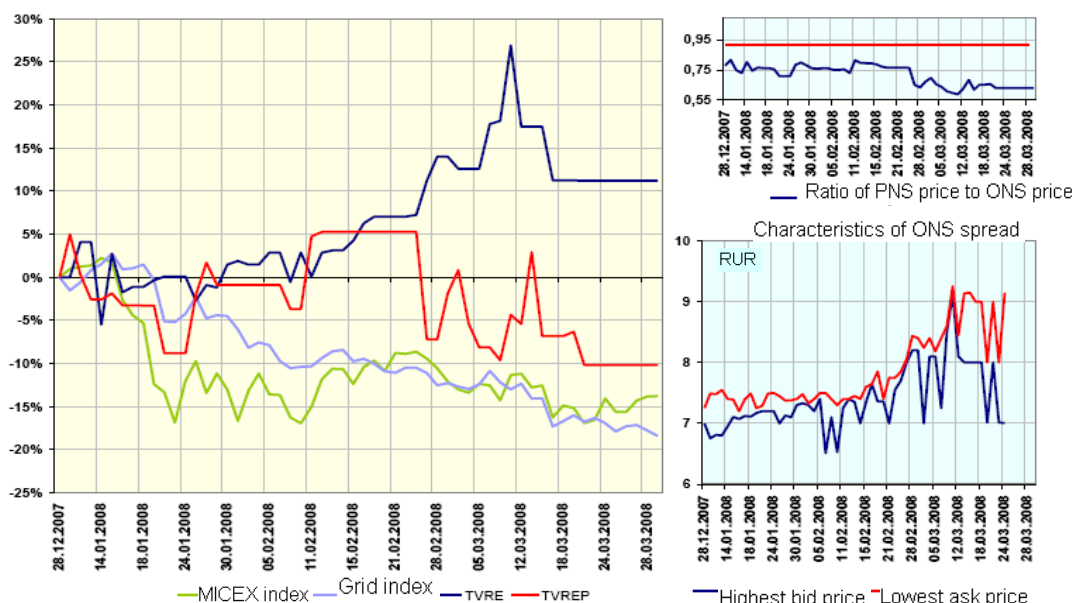
Dynamics and volume of trade under the shares of Twerenergo in quarter I, 2008



Source: MICEX

In the first quarter the shares of Twerenergo changed in different directions, ONS grew by 11,2 % and PNS decreased by 10,2 %.

Indices and share cost dynamics of Twerenergo in quarter I, 2008



Source: MICEX, own calculations

The spread of ONS increased by 10 % to 14 %, the spread of PNS was reduced from 8 % to 6 %. The ordinary shares of Twerenergo in the first quarter of 2008 showed much better results than the market.

Professional participants' forecasts and recommendations concerning the shares of Twerenergo

Ordinary shares			
No	Company	Annual forecast	Date of updating
1	Aleamar IFC	0,350 \$ (8,75 RUR)	19.02.2007
2	BrokerCreditService	0,440 \$ (11 RUR)	21.02.2007
3	Troika Dialog	0,385 \$ (9,625 RUR)	31.01.2007
4	OLMA IC	0,754 \$ (18,85 RUR)	25.05.2007
5	KIT Finance Investment Bank	0,16 \$ (4 RUR)	09.08.2007
	Consensus	0,4178 \$ (10,44 RUR)	

Preferred shares			
No	Company	Annual forecast	Date of updating
1	BrokerCreditService	0,400 \$ (10 RUR)	21.02.2007
2	OLMA IC	0,690 \$ (17,25 RUR)	25.05.2007

Consensus	0,55 \$ (13,75 RUR)
-----------	---------------------

Source: quote.ru, Olma IC

JSC Yarenergo

The main minority shareholders of the Company as at December 06, 2007 were: Energosoyuz Holdings Limited company - 18,97 % AC (16,65 % ONS), Kazkommertsbank group - 5,62 % (7,1 %), Troika Dialog IC - 5,04 % (5,25 %), Rosimushchestvo - 4,96 % (6,27 %).

The free-float of the Companies' ONS is 5 %.

The security market characteristic in the first quarter of 2008 is presented in the table:

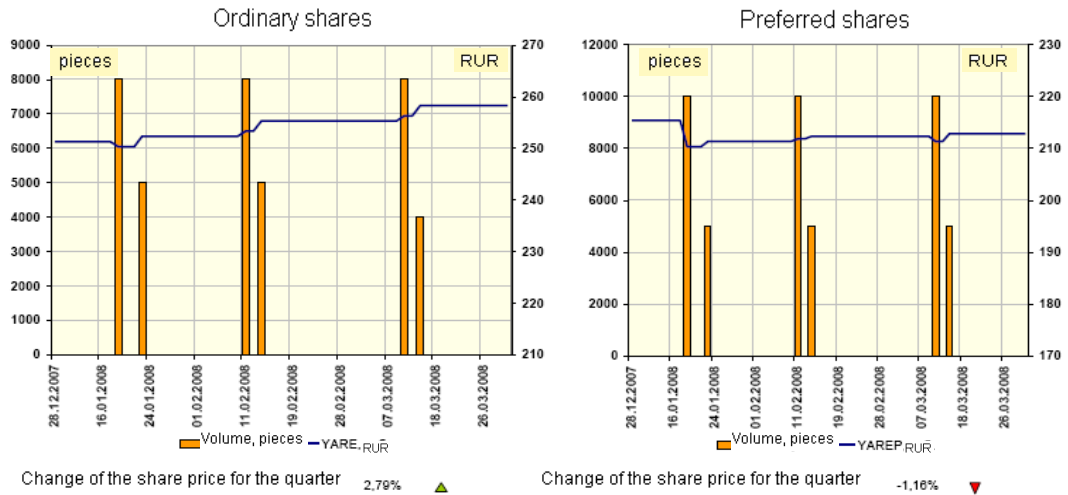
Share market of Yarenergo in the first quarter of 2008

Stock exchange	Transactions		Prices of transactions, RUR					Quotations for the period, RUR		Latest quotations, RUR	
	Numb	Volume, pieces	Primary	Min.	Max.	Last	Average	Highest bid price	Lowest ask price	Highest bid price	Lowest ask price
Ordinary shares											
MICEX	18	8 700	200,00	195,00	229,00	214,01	213,41	229,00	195,00	214,01	225,00
RTS, classic market	-	-	-	-	-	-	-	211,73	282	-	-
RTS, stock Exchange market	12	38000	250	250	258,3	258,3	253,81	-	250	201,02	258
Preferred shares											
MICEX	51	27 800	180,00	172,00	210,00	190,01	193,70	210,00	172,00	190,01	193,99
RTS, classic market	-	-	-	-	-	-	-	181,18	195,52	-	-
RTS, stock Exchange market	12	45000	210	210	212,8	212,8	211,32	-	213	195,01	213

Source: MICEX, RTS

The sum of transactions on ONS equaled 11,5 million roubles., on PNS - 14,8 million roubles. Turnovers hardly changed. Despite the great number of transactions on MICEX, the main turnovers of securities pass on RTS.

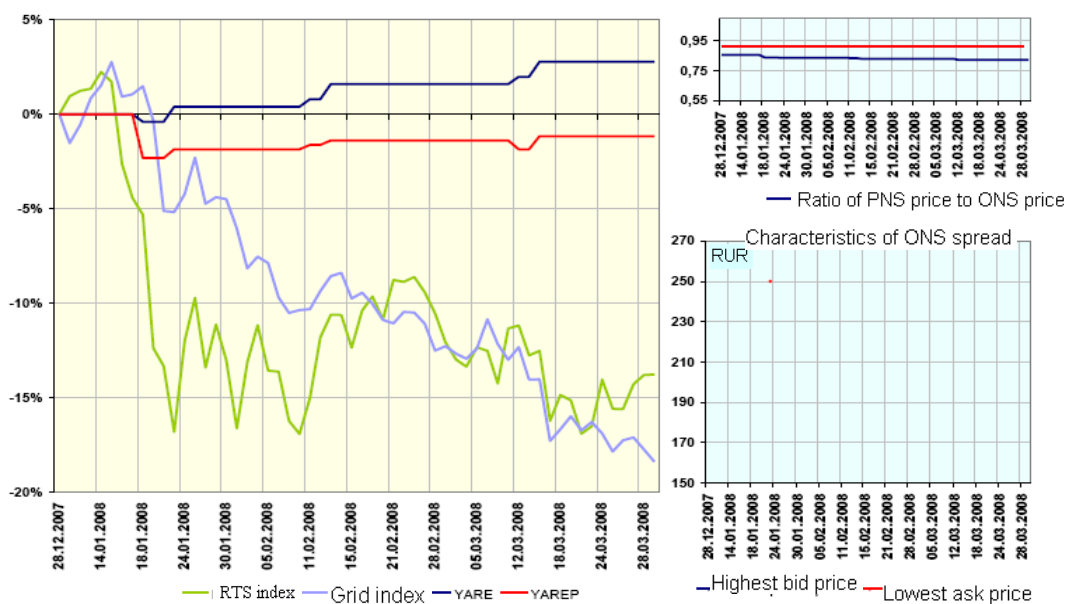
Dynamics and volume of trade under the shares of Yarenergo in quarter I, 2008



Source:RTS

For the last three months ONS grew by 2,8 %, and PNS decreased by 1,2 %. Liquidity for this period did not change.

Indices and share cost dynamics of Yarenergo in quarter I, 2008



Source:MICEX, own calculations

Yarenergo's shares in the first quarter showed better results than the market. There is almost no supply and demand of Yarenergo's shares on RTS.

Professional participants' forecasts and recommendations concerning the shares of Yarenergo

Ordinary shares			
No	Company	Annual forecast	Date of updating
1	BrokerCreditService	11,22 \$ (280,5 RUR)	21.02.2007
2	Troika Dialog	13,39 \$ (334,75 RUR)	31.01.2007
3	OLMA IC	11,32 \$ (283 RUR)	25.05.2007
4	KIT Finance Investment Bank	5,51 \$ (137,75 RUR)	09.08.2007
	Consensus	10,36 \$ (259 RUR)	

Preferred shares			
No	Company	Annual forecast	Date of updating
1	BrokerCreditService	10,27 \$ (267,0 RUR)	21.02.2007
2	OLMA IC	10,37 \$ (269,6 RUR)	25.05.2007
3	KIT Finance Investment Bank	4,96 \$ (124 RUR)	09.08.2007
	Consensus	8,53 \$ (213,3 RUR)	

Source: quote.ru, Olma IC

Contact information

JSC IDGC of Centre

4/2, Glukharev lane, Moscow, 129090, Russia
Phone: +7 495 747 9292 Fax: +7 495 747 9292
www.mrsk-1.ru

Corporate Governance Department

Head of the Department
T.A. Kulbakina add. 3051
Kulbakina_TA@mrsk-1.ru

Chief Expert
E.A. Ochkasov add. 3033
Ochkasov_EA@mrsk-1.ru